UV02

High Speed UV Curing Machine

1~5 min

Curing time was reduced to 5 minutes or less
The higher light power, the shorter
curing time.

All-round curing

UV lamps are equipped on a six sides chamber, furthermore, mirror surfaces are applied on top and bottom to reflect UV light to achieve fast, uniform and fully post curing.

365/385/405 nm

Available for post-curing of various resins at the same time

365
385
405
All
04
00
PWM(%)
100
Stop
PioNext

Nine Key Technologies Upgrade Configuration

To save curing time
Generally 1-5 minutes
for the process

Adjustable light intensity
to meet different
curing needs

8 groups of data
Presets and customizable
cure settings

Three-wavelength UV
light work freely and
independently

All-round curing
More uniform curing,
less warping

One-way mirror design
Visible window
+ specular reflection

Countdown Tips
Adjustable from
0 -30 minutes

Power dial
Meet different voltage
requirements

Simple operation
Friendly interface

Cutting-edge Efficiency
Cured in Three Minutes

Save curing time, usually completed in 1-3 minutes
Multi-band independent control can improve
the degree of post-curing.

UV02 Recommended Curing Parameters

PN-model	385、405nm	100%	2(1-5)min
PN-model2.0	385、405nm	80%	2(1-5)min
PN-RD	385、405nm	100%	3(2-8)min
PN-SG	385、405nm	80%	3(1-8)min
PN-CAST	385、405nm	100%	3(1-8)min
PN-WM	385、405nm	100%	3(1-5)min
PN-GM	385、405nm	100%	10s(5-30)s
PN-TEMP	385、405nm	100%	10(5-15)min
PN-Try-in	385、405nm	100%	10(5-15)min
PN-Denture	385、405nm	100%	15(10-20)min

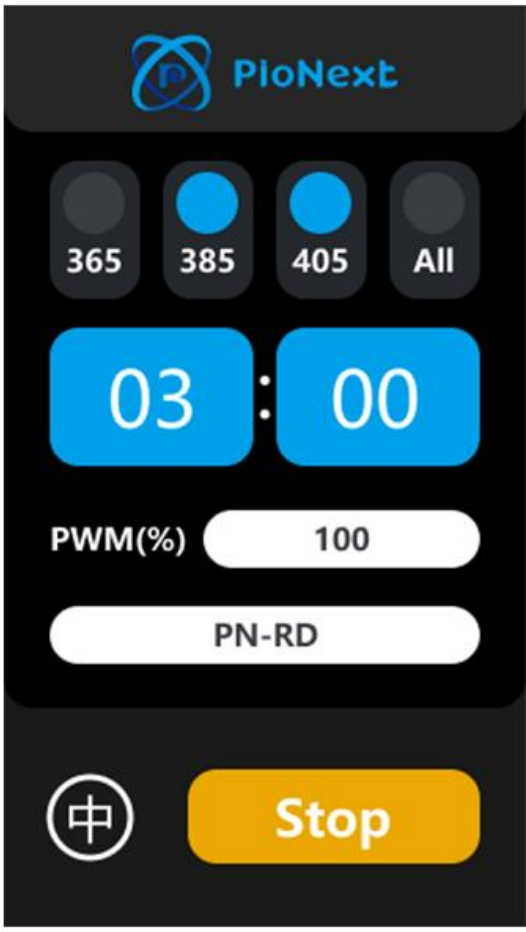
PioNext
○ 365
● 385
● 405
○ All
中
Stop

03 : 00

PWM(%) 100

PN-RD

8 Groups of Data Presets and Customizable Cure Settings

Select the parameter package you need, and you can customize the settings to modify the default parameters.

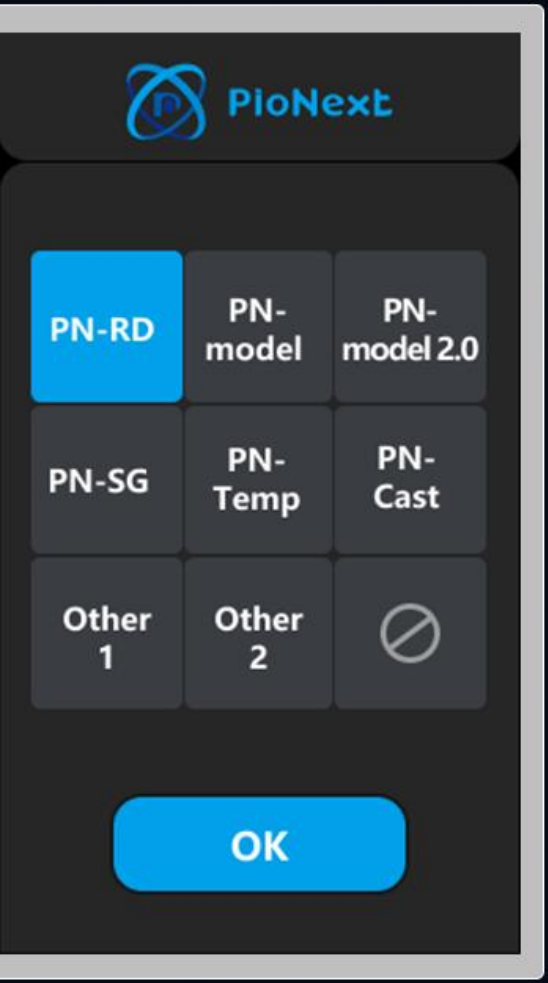
PioNext
PN-RD
PN-model
PN-model 2.0
PN-SG
PN-Temp
PN-Cast
Other 1
Other 2
OK

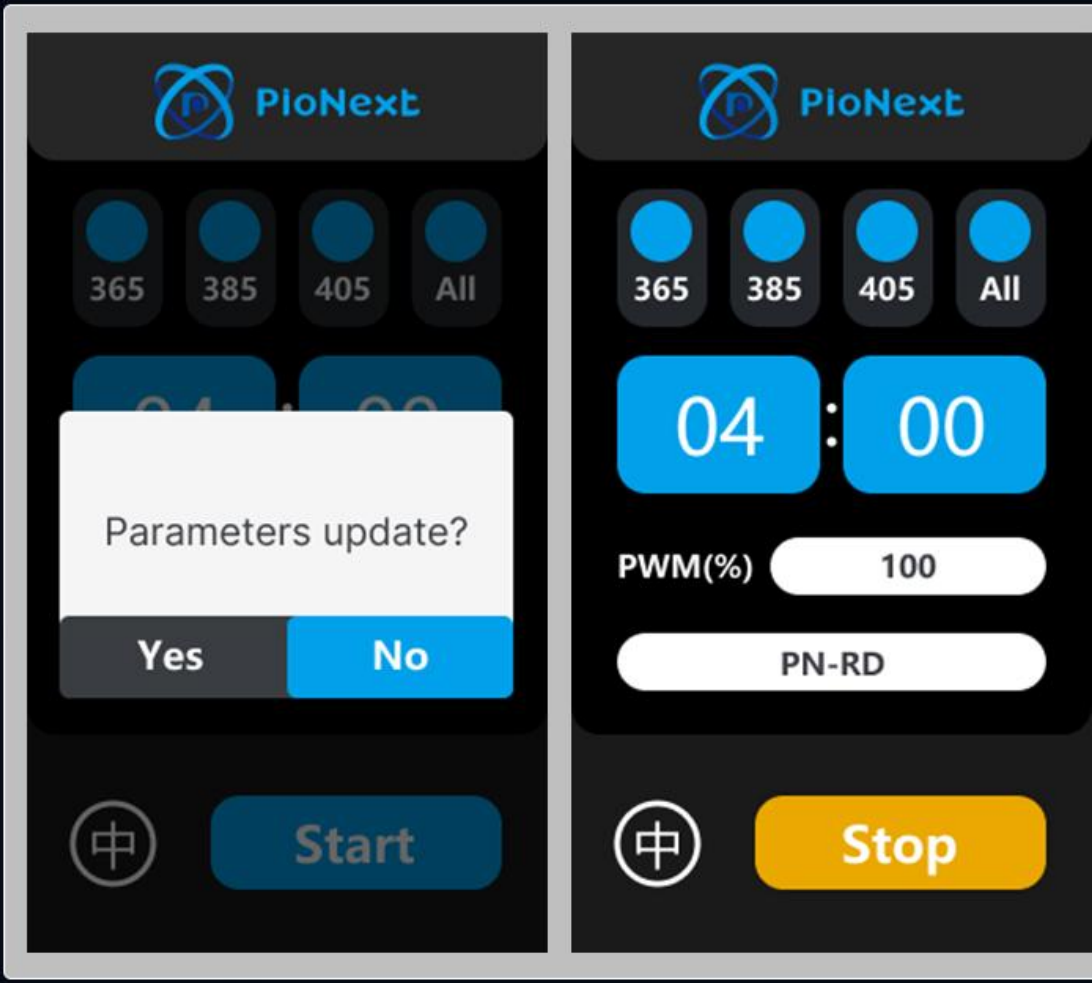
PioNext
365
385
405
All
Yes
No
Start
PioNext
365
385
405
All
Stop

Parameters update?

04 : 00

PWM(%) 100

PN-RD

High Power Curing Machine D 180×H 120mm

365nm, 385nm and 405nm UV light work independently which could cure different resins at the same time, and to achieve more completely post-curing .


405nm
385nm
365nm
365nm
385nm
405nm
PioNext
365
385
405
All
03 : 16
PWM(%)
100
PN-RD
Stop

One-way mirror design and observable window

The real-time curing situation inside the machine is observable through the window

Mirror surface on the top and bottom to reflect curing light to save curing time Generally, only 1-5 minutes is enough for the post-curing process


PioNext
03
16
Stop

Saves curing time

One-way mirror design

All-round curing

Test data provided by the Piocreat lab

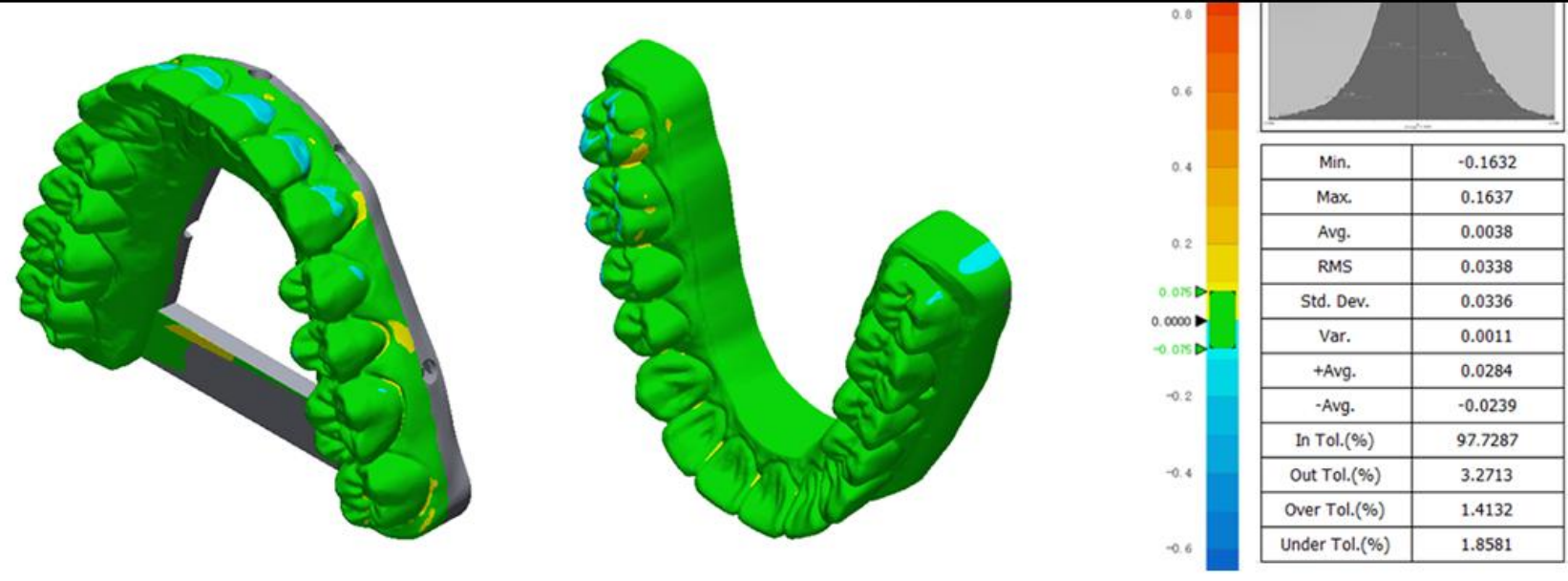

Min.	-0.1632
Max.	0.1637
Avg.	0.0038
RMS	0.0338
Std. Dev.	0.0336
Var.	0.0011
+Avg.	0.0284
-Avg.	-0.0239
In Tol.(%)	97.7287
Out Tol.(%)	3.2713
Over Tol.(%)	1.4132
Under Tol.(%)	1.8581

Light power of panel is adjustable

To meet different requirement of light power, faster and better curing



Reduction rate of Removable Die Model resin is as high as

97.7%

Removable Die Model resin Curing time as low as

2min

Intelligent identification

of opening and closing cover

- Anodized metal plate is applied on the body to achieve excellent anti-corrosion performance, easy to clean.
- The curing process will stop automatically if the cover is opened during the curing process to prevent damage to human eyes and skin caused by high-power ultraviolet light of high-power ultraviolet light to human eyes and skin.

PioNext
03
16
Stop
PioNext

Digital countdown

Accurately shows time to ensure work efficiency
Adjustable from 0 to 30 minutes
to ensure fast, uniform and fully post-curing

03 00

Adaptable to different voltages

115V and 230V is adjustable by the power dial to work with power supply in different countries in the world.

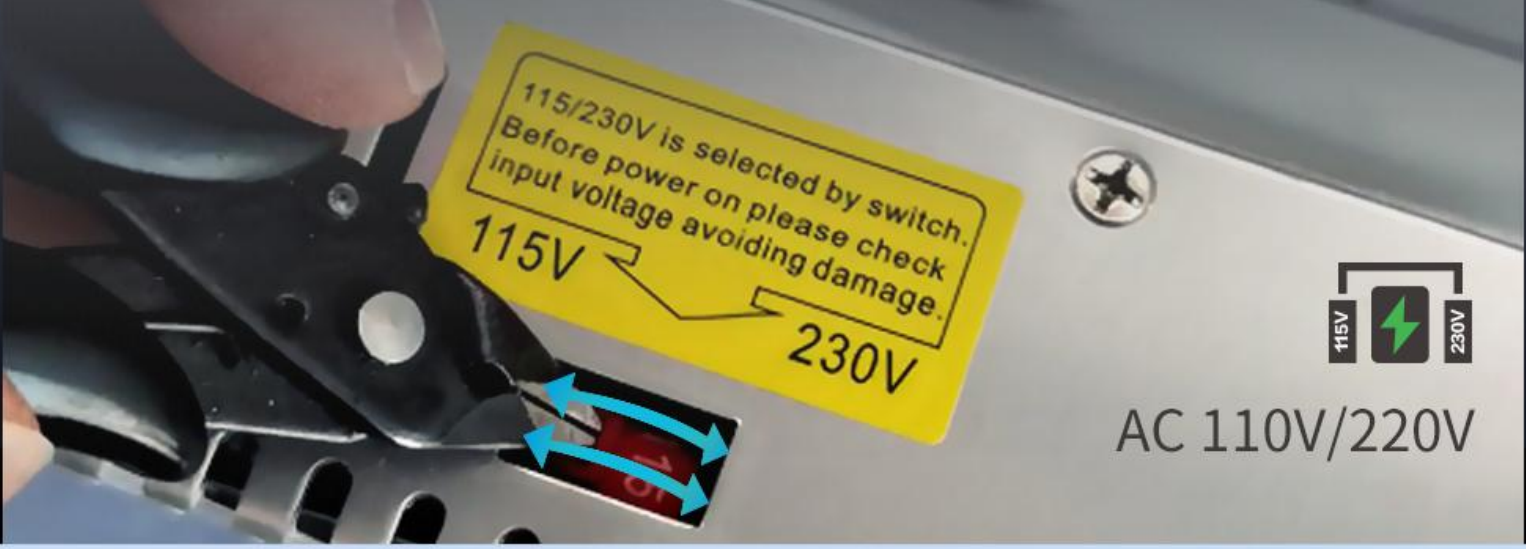
115/230V is selected by switch.
Before power on please check
input voltage avoiding damage.
115V
230V
115V
230V

AC 110V/220V

Simple operation, one-button start

Touch sensor buttons, LED high-definition LCD display, simple, convenient and sensitive

PioNext
365
385
405
All
03
:
00
PWM(%)
100
PN-RD
中
Start
PioNext

The role of secondary curing

Smoother surface | Stronger models | More stable in size

Before curing

After curing

VS

UV02 Parameters

High Power UV Curing Machine

G.W.	14KG
N.W.	11KG
Cured Size	（D×H） 180×120mm
Machine Size	366×300×250mm
Package Size	464×386×334mm
Way to Control	Touch Control, LED Display
Rated Power	360W

Rated Voltage	AC 110/220V
Optional Curing Time	0-30min
UV Lamp Wavelength	365nm/385nm/405nm
Single-side UV Lamp Power	40W